

Walker Carrier – Instructions

1. Materials

- 6" of 1.5" Velcro
- 1/2 yard fabric (or 2 fat quarters FQ)

2. Cutting Instructions - do not add for seam allowance

- From 1/2 yard: cut 1 piece 10" by width of fabric (A) and 1 piece 8" by width of fabric (B)
(From 1 FQ: cut 2 pieces 9" by approx 20" (A). From 2nd FQ cut 2 pieces 7 1/2 by 20" (B). Sew two 9" pieces together, creating a 9" by approx 39" piece Repeat with two 7 1/2" pieces.)
- Cut off selvages - width of fabric will be approx 39-42"
- From A, cut straps (C), two pieces 4" x 8" (7 1/2 for FQs),
- From B, cut one piece 4" x 8" (C), and one 5" x 8" (D) for pocket, (FQ's will have cuts of 4 x 7 1/2 and 5 x 7 1/2)

3. Sewing

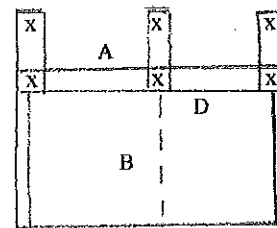
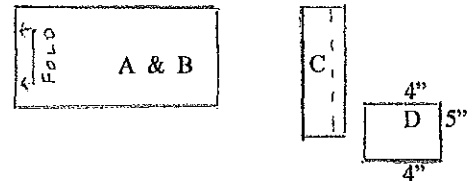
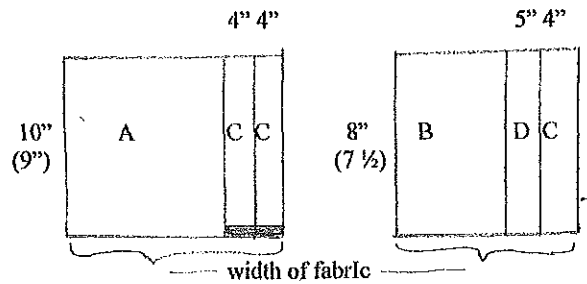
- A & B and D*: Fold good sides of fabric together and sew around all 3 sides, leaving a few inches for an opening (to turn fabric).
- Turn fabric inside out.
- Iron all 3 pieces, making sure points are sharp. Pin openings closed.
- Iron C pieces (straps), lengthwise with about 3/8" seams. Sew.
- Sew Velcro onto one end of each strap** Fold down raw edge and sew Velcro over raw edge!

4. Completion

- Sew pocket (D) to B
- Sew opening closed on A
- Pin B to A, sew around 3 sides. This makes a big pocket
- Sew 1/2 between 2 sides of B to create 2 pockets.
- Sew straps to A, using Velcro.

*pocket is designed to hold key, credit card and/or money – could make larger one for glasses

**double stitch around Velcro fastenings



x = Velcro placement

Walker Carrier – Silverdalelutheran.org

2 Cor 9:12*

A Little Background: This was started by a 68 year old Lutheran woman who retired 9 years ago. She bought a new sewing machine and lots (and lots) of fabric and was going to spend the rest of her life making quilts and playing bridge. Well, after making quilts for almost every friend and relative (double and triple for some) and earning her Life Master in bridge, she started reflecting on her life. Oh sure, she volunteered for this and that, made items to sell for various causes. She gave food at church for the homeless and school supplies in the fall for the needy. But, it wasn't enough! Outside Silverdale Lutheran Church there is a sign that states "You Are Now Entering Your Mission Field." How could she directly help others in the community, whether they were connected to the church or not?

An Inspiration: One of her bridge partners, a 94 year old woman, recently had to start using a walker full time and needed something to carry things around. An AHA moment—the light came on! She designed a carrier (not even checking the internet to know if such a thing existed or not). She had plenty of fabric, so why not make up a bunch of walker carriers! She now gives out carriers to those in church with walkers, if she sees someone walking into Walmart, someone with a walker at McDonalds or having lunch in a restaurant, and even to friends who have family members who need them. But how to reach more – let others help! Knowing how much good work and what dedicated women in many Lutheran churches do for the Quilting Outreach Ministry (making quilts for refugees across the globe), she thought of contacting these women and enlisting their aid in starting a new ministry!

Purpose: To provide assistance to men and women in our local communities who use walkers and give them a carrier to help make their life easier. It doesn't matter if they are "needy" or rich, it is a gift! Whether by contacting physical therapists or going by senior centers or nursing homes, or just interacting with people in your daily life, you will find people who could use help - there is a need!

Goal: To reach as many people in our own communities who could use a walker carrier. It is being started using Lutheran churches but it doesn't matter if Methodists, Mormons, Baptists, or even Catholics pick this up - or even communities in other countries. Use our web site to see a picture of a Walker Carrier in use and for instructions. We need your help! Thank you.

* This service that you perform is not only supplying the needs of God's people but is also overflowing in many expressions of thanks to God.